

Whatsapp:+852-59345951 E-mail: info@valve-yz.com Skype: blue.sky1

Whatsapp:+852-59345951 E-mail: info@valve-yz.com Skype: blue.sky1

丝扣管件Threaded fitting



90° 弯头
90° Elbow

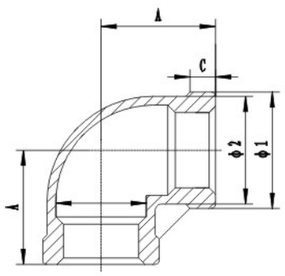

主要外形尺寸 Main outer size

SIZE	ϕ1	ϕ2	C	A
1/8	13.9	12.2	5.5	17
1/4	16.9	14.9	6	19
3/8	20.2	18.4	6	23
1/2	26.9	24.9	6	27
3/4	31.9	29.9	7	31.5
1	39.9	37.9	8	36.5
11/4	48.9	46.4	9	42.5
11/2	55.4	52.9	10	47.5
2	67.4	64.9	11	56
21/2	84.5	82	13	68
3"	98.5	95.5	15	77.5



三通
Tee

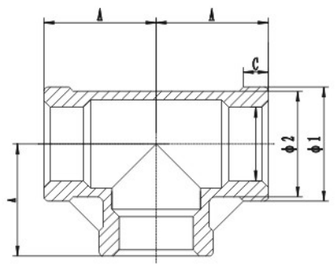

主要外形尺寸 Main outer size

SIZE	ϕ1	ϕ2	C	A
1/8	13.9	12.2	5.5	17
1/4	16.9	14.9	6	19
3/8	20.2	18.4	6	23
1/2	26.9	24.9	6	27
3/4	31.9	29.9	7	31.5
1	39.9	37.9	8	36.5
11/4	48.9	46.4	9	42.5
11/2	55.4	52.9	10	47.5
2	67.4	64.9	11	56
21/2	84.5	82	13	68
3"	98.5	95.5	15	77.5



六角外丝
Hexagon nipple

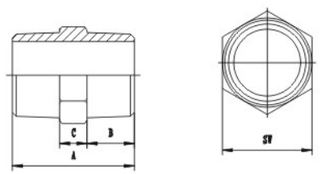

主要外形尺寸 Main outer size

SIZE	A	B	C	SW	角数
1/8	28	11	6	13	6
1/4	32	13	6	15	6
3/8	37	15	7	19	6
1/2	42	17	8	23	6
3/4	45	18	9	29	6
1	49	19	11	36	8
11/4	54	21	12	45	8
11/2	56	22	12	51	8
2	65	26	13	63	8
21/2	76	31	14	78	8
3	80	33	14	92	8
4	86	36	14	117	8

Whatsapp:+852-59345951 E-mail: info@valve-yz.com Skype: blue.sky1

YUzheng Valve Pipefitting Manufacturing 誉正阀门 www.valve-yz.com

丝扣管件Threaded fitting



内丝
Socket banded

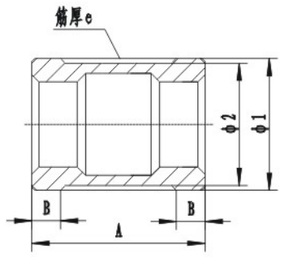

主要外形尺寸 Main outer size

SIZE	ϕ1	ϕ2	B	e	A
1/8	13.9	12.2	5.5	2.5	25
1/4	16.9	14.9	6	2.5	25
3/8	20.2	18.4	6	2.5	30
1/2	26.9	24.9	6	3	35
3/4	31.9	29.9	7	3	39
1	39.9	37.9	8	3	44
11/4	48.9	46.4	9	3.5	50
11/2	55.4	52.9	10	3.5	54
2	67.4	64.9	11	4	63
21/2	84.5	82	14	4	71.5
3	98.5	95.5	15	4.5	77
4	124	121	17	5	86



活接
Union

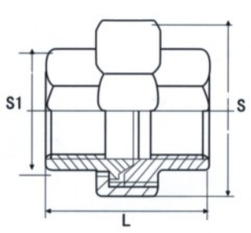

主要外形尺寸 Main outer size

SIZE	L	S	S1
1/4	31	29*8	17*8
3/8	34	34*8	21*8
1/2	38	34*8	24*8
3/4	43	47*8	31*8
1"	49	53*8	38*8
1–1/4	51	64*8	47*8
1–1/2	54	70*8	53*8
2"	61	87.5*8	65*8
2–1/2	69.5	107*10	81*10
3"	82	120*10	94*10
4"	98	147*10	120*10



四通
Cross

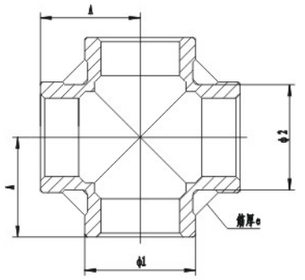

主要外形尺寸 Main outer size

SIZE	ϕ1	ϕ2	E	A
1/8	13.9	12.2	2.5	17
1/4	16.9	14.9	2.5	19
3/8	20.2	18.4	2.5	23
1/2	26.9	24.9	3	27
3/4	31.9	29.9	3	31.5
1	39.9	37.9	3	36.5
11/4	48.9	46.4	3.5	42.5
11/2	55.4	52.9	3.5	47.5
2	67.4	64.9	4	56

Whatsapp:+852-59345951 E-mail: info@valve-yz.com Skype: blue.sky1

丝扣管件Threaded fitting

主要外形尺寸 Main outer size

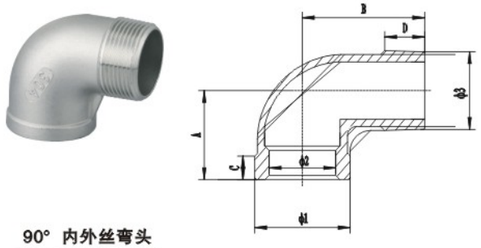

90° 内外丝弯头
90° Street Elbow

SIZE	ϕ1	ϕ2	ϕ4	A	B	C	D
1/8	13.9	8	10.2	17	24	5.5	7
1/4	16.9	10.7	13.5	20	28	6.5	10
3/8	20.2	14.2	17.2	23	32	7	10
1/2	26.9	17.8	21	28	37	7	13
3/4	31.9	22.8	26.6	32	43	8	15
1"	39.9	28.7	33.6	38	52	10	17
11/4	48.9	37.3	42.4	43	59	11	19
11/2	55.4	43.8	48.4	48	64	12	19
2"	67.4	55.3	60.3	57	74	13	24

主要外形尺寸 Main outer size

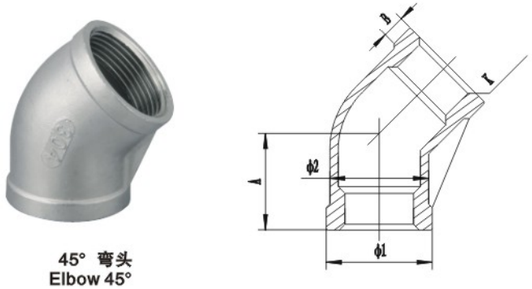

45° 弯头
Elbow 45°

SIZE	ϕ1	ϕ2	A	B	K
1/2	26.9	24.9	21	3	1.5
3/4	31.9	29.9	25	7	1.5
1	39.9	37.9	29	8	1.5
11/4	48.9	46.4	33	9	2
11/2	55.4	52.9	37	10	2
2	67.4	64.9	42	11	2

主要外形尺寸 Main outer size

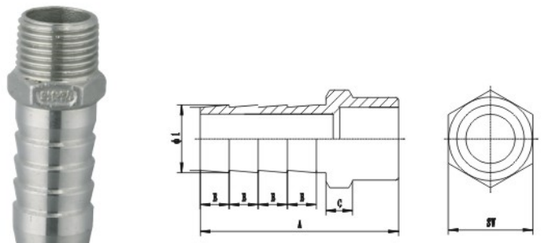

水管接头
Hose nipple

SIZE	ϕ1	A	C	E	SW	方数
1/8	8	38	6	5	12	6
1/4	8	42	6	5	15	6
3/8	10	48	7	5.5	19	6
1/2	14	60	8	8	23	6
3/4	19	65	9	9	29	6
1	26	75	11	10	36	8
11/4	32	84.5	12	12	45	8
11/2	38	90	12	13	51	8
2	51	99	13	14	63	8
21/2	63	106	12	15	78	8
3	76	114	12	16	92	8
4	102	124	14	17	118	8

Whatsapp:+852-59345951 E-mail: info@valve-yz.com Skype: blue.sky1

YUzheng Valve Pipefitting Manufacturing 誉正阀门 www.valve-yz.com

丝扣管件Threaded fitting

主要外形尺寸 Main outer size

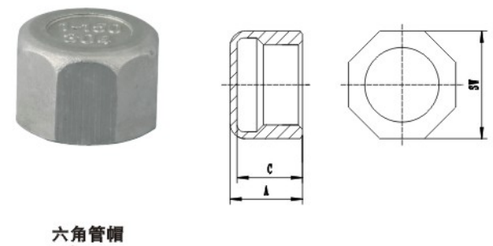

六角管帽
Cap

SIZE	A	C	SW	方数
1/8	15		12.8	6
1/4	15		15.5	6
3/8	16	9.5	19	6
1/2	20	11.5	26.5	6
3/4	22	14	31.5	8
1	26	15	38.5	8
11/4	28	17	47.5	8
11/2	32	17	54	8
2	34	25	66	8
4	44		121.5	8

主要外形尺寸 Main outer size



圆管帽
Cap

SIZE	ϕ3	ϕ4	A	B	D
1/8	12.2	13.9	15	5.5	12.6
1/4	14.9	16.9	15	6	12.6
3/8	18.4	20.2	16	6	13.6
1/2	24.9	26.9	20	6	17.5
3/4	29.9	31.9	22	7	19.5
1	37.9	39.9	26	8	23.5
11/4	46.4	48.9	28	9	25
11/2	52.9	55.4	30	10	26.5
2	64.9	67.4	34	11	30.5
21/2	80	84	39	13	35.5
3	94.5	98	42	15	38

主要外形尺寸 Main outer size

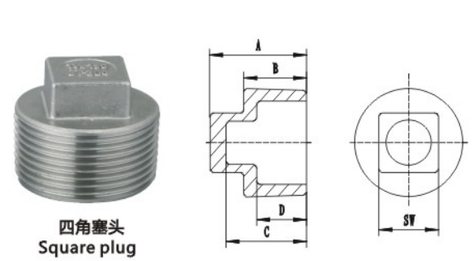

四角塞头
Square plug

SIZE	A	B	C	D	SW
1/8	13	6.5	10.5	4.5	6
1/4	17.5	11	15	8.7	8
3/8	17.5	11	15	8.7	10
1/2	21	13	18.5	10.7	12
3/4	24	14.5	21	12.2	17
1	27.5	17	24.5	14.5	19
11/4	34	23	31	20.5	23
11/2	35.5	23.5	32.5	21	26
2	39.5	26.5	36	23.5	31.5
21/2	39	27	35	23.5	32
3	44	30	40	26	36

Whatsapp:+852-59345951 E-mail: info@valve-yz.com Skype: blue.sky1

丝扣管件Threaded fitting

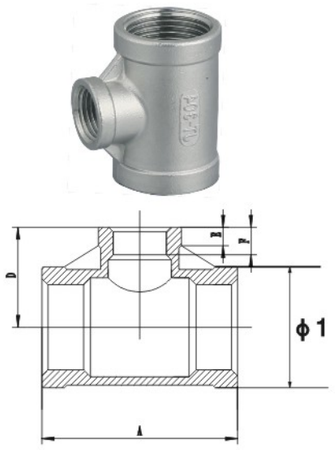

异径三通 Red.tee

主要外形尺寸 Main outer size

SIZE	ϕ1	A	D	E	F
3/8*1/8	20.2	38	19	5.5	
3/8*1/4	20.2	40	22	6	
1/2*1/4	26.9	44	25	6	
1/2*3/8	26.9	48	26	6	
3/4*1/4	31.9	48	28	6	
3/4*3/8	31.9	52	28	6	
3/4*1/2	31.9	58	30	6	9.5
1*3/8	39.9	56	32	6	
1*1/2	39.9	64	34	6	9.5
1*3/4	39.9	68	36	7	11.5
11/4*1/2	48.9	66	38	6	9.5
11/4*3/4	48.9	72	40	7	11.5
11/4*1	48.9	80	42	8	14
11/2*1/2	55.4	70	41	6	9.5
11/2*3/4	55.4	76	43	7	11.5
11/2*1	55.4	84	45	8	14
J1/2*11/4	55.4	92	47	9	15
2*1/2	67.4	70	47	6	9.5
2*3/4	67.4	76	49	7	11.5
2*1	67.4	84	51	8	14
2*11/4	67.4	92	53	9	15
2*11/2	67.4	98	55	10	17



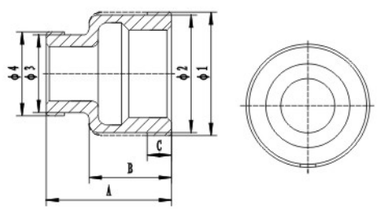

异径内丝管箍 Red.socket Banded

主要外形尺寸 Main outer size

SIZE	ϕ1	ϕ2	ϕ3	ϕ4	A	B	C
1/4*1/8	16.9	14.9	13.9	12.2	26	17	6
3/8*1/8	20.2	18.4	13.9	12.2	28	19	6
1/2*1/8	26.9	24.9	14.5	12.8	30	21	6
3/8*1/4	20.2	18.4	16.9	14.9	30	19	6
1/2*1/4	26.9	24.9	16.9	14.9	32	21	6
1/2*3/8	26.9	24.9	20.2	18.4	34	21	6
3/4*1/4	32	30	17	15	34	24	7
3/4*3/8	31.9	29.9	20.2	18.4	36	24	7
3/4*1/2	31.9	29.9	26.9	24.9	38	24	7
1*1/2	39.9	37.9	26.9	24.9	41	27	8
1*3/4	39.9	37.9	31.9	29.9	42	27	8
1*1/4	39.5	37.5	17	15	37	27	8
1*3/8	39.5	37.5	20.5	18.5	39	27	8
1 1/4*1/2	48.9	46.4	26.9	24.9	43	29	9
1 1/4*3/4	48.9	46.4	31.9	29.9	44	29	9
1 1/4*1	48.9	46.4	39.9	37.9	45	29	9
1 1/2*1/2	55.4	52.9	26.9	24.9	45	31	10
1 1/2*3/4	55.4	52.9	31.9	29.9	46	31	10
1 1/2*1	55.4	52.9	30.9	37.9	47	31	10
1 1/2*2 1/4	55.4	52.9	48.9	46.4	49	31	10
2*1/2	67.4	64.9	26.9	24.9	45	31	11
2*3/4	67.4	64.9	31.9	29.9	46	31	11
2*1	67.4	64.9	39.9	37.9	47	31	11
2*1 1/4	67.4	64.9	48.9	46.4	49	31	11
2*1 1/2	67.4	64.9	55.4	52.9	50	31	11
2 1/2*1	84	81	39.9	37.9	54	39	13
2 1/2* 1 1/4	84	81	48.9	46.4	56	39	13
3*1 1/2	98	94.5	55.5	52.5	60	42	15
2 1/2*1 1/2	84	81	55.5	52.5	57	39	13
2 1/2*2	84	81	67.5	64.5	60	39	13
3*2	98	94.5	67.5	64.5	63	42	15
3*21/2	98	94.5	84	81		42	15

Whatsapp:+852-59345951 E-mail: info@valve-yz.com Skype: blue.sky1

YUzheng Valve Pipefitting Manufacturing 誉正阀门 www.valve-yz.com

丝扣管件Threaded fitting



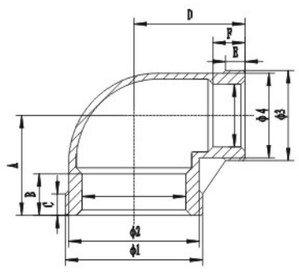

90° 异径弯头
90° Red.elbow

主要外形尺寸 Main outer size

SIZE	ϕ1	ϕ2	ϕ3	ϕ4	A	B	C	D	E	F
3/8*1/4	20.2	18.4	16.9	14.9	20		6	22	6	
1/2*1/4	26.9	24.9	16.9	14.9	22	9.5	6	25	6	
3/4*3/8	31.9	29.9	20.2	18.4	26	11.5	7	28	6	
3/4*1/2	31.9	29.9	26.9	24.9	29	11.5	7	30	6	9.5
1*1/2	39.9	37.9	26.9	24.9	32	14	8	34	6	9.5
1*3/4	39.9	37.9	31.9	29.9	34	14	8	36	7	11.5
11/4*1/2	48.9	46.4	26.9	24.9	33	15	9	38	6	9.5
11/4*3/4	48.9	46.4	31.9	29.9	36	15	9	40	7	11.5
11/4*1/2	48.9	46.4	39.9	37.9	40	15	9	42	8	14
11/2*1/2	55.4	52.9	26.9	24.9	35	17	10	41	6	9.5
11/2*3/4	55.4	52.9	31.9	29.9	38	17	10	43	7	11.5
11/2*1/2	55.4	52.9	39.9	37.9	42	17	10	45	8	14
1/2*11/4	55.4	52.9	48.9	46.4	46	17	10	47	9	15
2*1/2	67.4	64.9	26.9	24.9	35	17	11	47	6	9.5
2*3/4	67.4	64.9	31.9	29.9	38	17	11	49	7	11.5
2*1	67.4	64.9	39.9	37.9	42	17	11	51	8	14
2*11/4	67.4	64.9	48.9	46.4	46	17	11	53	9	15
2*11/2	67.4	64.9	55.4	52.9	49	17	11	55	10	17



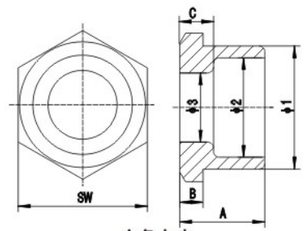

六角卜申
Hex.bushing

主要外形尺寸 Main outer size

SIZE	ϕ1	ϕ2	ϕ3	A	B	C	SW
1/4*1/8	14.2	8.3	8	19	6	6	15
3/8*1/8	17.5	11	8	20.5	6	6	19
3/8*1/4	17.5	11	10.7	20.5	6	8.8	19
1/2*1/8	21.8	15	8	22	6.5	6	23
1/2*1/4	21.8	15	10.7	22	6.5	8.8	23
1/2*3/8	21.8	15	14.2	22	6.5	9.2	23
3/4*1/8	27.6	20	8	26	7	6	28
3/4*1/4	27.6	20	10.7	26	7	8.8	28
3/4*3/8	27.6	20	14.2	26	7	9.2	28
3/4*1/2	27.6	20	17.8	26	7	9.5	28
1*3/8	34.2	26.2	14.2	27	7	9.2	35
1*1/2	34.2	26.2	17.8	27	7	9.5	35
1*3/4	34.2	26.2	23	27	7	11.5	35
11/4*3/4	43.2	34.7	23	30	7.5	11.5	44
11/4*1	43.2	34.7	29	30	7.5	13	44
11/2*1	49	40.2	29	31	8	13	50
11/2*11/4	49	40.2	37.5	31	8	15	50
2*11/4	61	51.5	37.5	33	8	15	61
2*11/2	61	51.5	43.8	33	8	17	61
1*1/8	34.2	26.2	8	27	7	6	35
1*1/4	34.2	26.2	10.7	27	7	8.8	35
11/4*1/4	43.2	34.7	10.7	30	7.5	8.8	44
11/4*3/8	43.2	34.7	14.2	30	7.5	9.2	44
11/4*1/2	43.2	34.7	17.8	30	7.5	9.5	44
11/2*3/8	49	40.2	14.2	31	8	9.2	50
11/2*1/2	49	40.2	17.8	31	8	9.5	50
11/2*3/4	49	40.2	23	31	8	11.5	50
2*1/2	61	51.5	17.8	33	8	9.5	61
2*3/4	61	51.5	23	33	8	11.5	61
2*1	61	51.5	29	33	8	13	61
21/2*1	77	65	28.7	41	10	14	78
21/2*11/4	77	65	37.3	41	10	15	78
21/2*11/2	77	65	43.8	41	10	17	78
21/2*2	77	65	55.3	41	10	17	78
3*11/2	91.2	78	43.8	44	11	17	92
3*2	91.2	78	55.3	44	11	17	92
3*21/2	91.2	78	69.5	44	11	23	92
4*3	116	103	80.5	48	12	25	118

Whatsapp:+852-59345951 E-mail: info@valve-yz.com Skype: blue.sky1

丝扣管件Threaded fitting

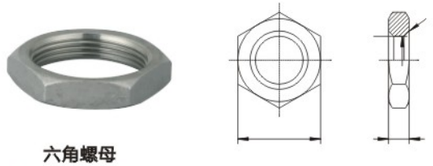

六角螺母
Hexagon nut

主要外形尺寸 Main outer size

Size	ϕ	H	SW	C	方数
1/8	8.5	5.7	19	1	6
1/4	11.4	5.8	21	1.5	6
3/8	14.8	6.8	25	1.5	6
1/2	18.5	7.5	31	2	6
3/4	24	8.5	35.5	2	6
1"	30.2	9.5	45	2.5	6
11/4	38.8	10	53	2.5	6
11/2	44.6	11.3	58	2.5	6
2"	55.4	12	71.5	2.5	6

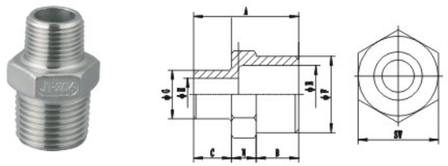

异径六角外螺纹接头
Red.Hex.Nipple

主要外形尺寸 Main outer size

SIZE	A	B	C	SW	边数
1/4*1/8	30	13	6	15	6
3/8*1/8	33	15	7	19	6
3/8*1/4	35	15	7	19	6
1/2*1/4	38	17	8	23	6
1/2*3/8	40	18	8	23	6
3/4*1/4	40	18	9	29	6
3/4*3/8	42	19	9	29	6
3/4*1/2	44	18	9	29	6
1*3/8	45	19	11	36	8
1*1/2	47	19	11	36	8
1*3/4	48	19	11	36	8
1 1/4*1/2	50	21	12	45	8
1 1/4*3/4	51	21	12	45	8
1 1/4*1	52	21	12	45	8
1 1/2*1/2	51	22	12	51	8
1 1/2*3/4	52	22	12	51	8
1 1/2*1	53	22	12	51	8
1 1/2*1 1/4	55	22	12	51	8
2*1/2	56	26	13	63	8
2*3/4	57	26	13	63	8
2*1	58	26	13	63	8
2*1 1/4	60	26	13	63	8
2*1 1/2	61	26	13	63	8
2 1/2*1 1/2	67	31	14	78	8
2 1/2*2	71	31	14	78	8



六角塞头
Hexagon plug

主要外形尺寸 Main outer size

SIZE	L	L1	L2	H	边数
1/8	17		6	12	6
1/4	18	16	6	15	6
3/8	20	18	6	18	6
1/2	22	20	7	23	6
3/4	25	22.5	7	28	6
1	25.5	23	7.5	35	8
11/4	29	26	8	44	8
11/2	31	28	9	50	8
2	35	31.5	10	62	8



Whatsapp:+852-59345951 E-mail: info@valve-yz.com Skype: blue.sky1

Whatsapp:+852-59345951 E-mail: info@valve-yz.com Skype: blue.sky1

不锈钢无缝管件Stainless steel seamless fitting

ASME/ANSI B16.9、B16.28 对焊弯头 Butt-Welding Elbows and Returns

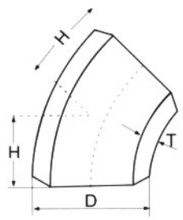

45°弯头
45°Elbow

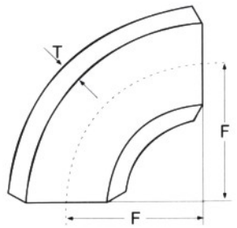

90°弯头
90°Elbow

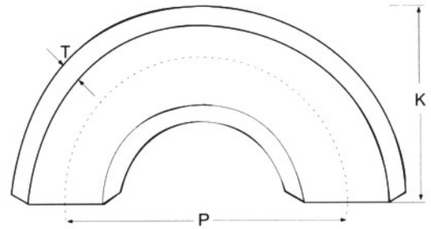

180°弯头
Return

公称通径 Nor-minal Pipe Size DN	端部外径 Outside Diameter at Bevel D	中心至端面 Genter to End			中心至中心 Genter to Center		背面至端面 Back to Faces	
		45° 弯头 Elbows.	90° 弯头 Elbows.		180° 弯头 Return			
		H	F		P		K	
		长半径 Long Radius	长半径 Long Radius	短半径 Short Radius	长半径 Long Radius	短半径 Short RadiUS	长半径 Long Radius	短半径 Short Radius.
1/2	21.3	15.7	38.1	–	76.2	–	47.8	–
3/4	26.7	191	381	–	76.2	–	50.8	–
1	33.4	22.4	38.1	25.4	76.2	50.8	55.6	411
1 1/4	42.2	25.4	4788	318	95.3	63.6	699	52.3
1 1/2	48.3	28.4	57.2	38.1	1143	762	82.6	62. 0
2	60.3	35.1	76.2	50.8	152.4	101.6	1066	81. 0
2 1/2	73.0	44.5	953	63.5	190.5	1270	1318	1001
3	88.9	50.8	1143	76.2	228.6	152.4	158.8	120.7
3 1/2	1016	57.2	133.4	88.9	266.7	177.8	184.2	1397
4	114.3	635	152.4	101.6	304.8	203.2	209.6	1588
5	141.3	79.2	190.5	127.0	381.0	254.0	261.9	196.9
6	168.3	95.3	228.6	152.4	4572	304.8	312.7	2365
8	219.1	127.0	304.8	203.2	609.6	4064	414.3	3127
10	273.1	158.8	381.0	254.0	762.0	5080	5177	3907
12	323.9	1905	457.2	304.8	914.4	609.6	619.3	4669
14	355.6	222.3	533.4	355.6	1066.8	711.2	711.2	533.4
16	406.4	254.0	6096	406.4	1219.2	812.8	812.8	6096
18	457.2	285.8	685.8	457.2	1317.6	914.4	9144	685.8
20	508.0	317.5	762.0	508.0	1524.0	1016.0	1016. 0	762.0
22	558.8	342.9	838.2	558.8	1676.4	1117.6	1117.6	838.2
24	609.6	381. 0	914.4	609.6	1828.8	1219.2	1219.2	914.4
26	660.4	406.0	990.6					
28	711.2	438.2	1066.8					
30	762.0	469.9	1143. 0					
32	812.8	501.7	1219.2					
34	863.6	533.4	1295.4					
36	914.4	565.2	1371.6					
38	965.2	599.9	1447.8					
40	1016. 0	632.0	1524. 0					
42	1066.8	660.4	1600.2					
44	1117.6	695.5	1676.4					
46	1168.4	726.9	1752.6					
48	1219.2	758.9	1828.8					

注：表中长半径弯头取自ASME / ANSIB 16.9，短半径弯头取自ASME / ANSIB 16.28。

Note: From the table, the information of long-radius elbow takes from ASME/ANStB 16.9 and the information of short-radius from ASME/ANSIB 16.28.

Whatsapp:+852-59345951 E-mail: info@valve-yz.com Skype: blue.sky1

YUzheng Valve Pipefitting Manufacturing 誉正阀门 www.valve-yz.com

不锈钢无缝管件Stainless steel seamless fitting

ASME/ANSI B16.9 对焊等径三通、四通 Butt-Welding Straight Tee and Cross

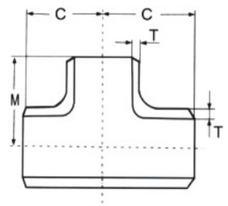

等径三通
Straight Tee

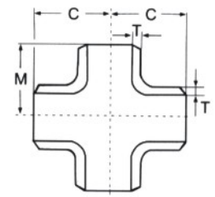

等径四通
Straight Cross

ASME/ANSI B16.9 对焊异径三通、四通 Butt-Welding Reducing tee and Reducing Cross

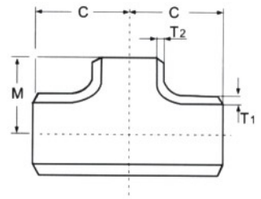

异径三通
Reducing Tee

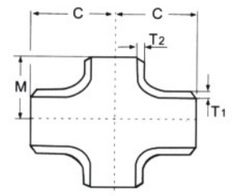

异径四通
Reducing Cross

公称通径 Nor-minal Pipe Size DN(in)	端部外径 Outside Diameter at Bevel	中心至端面 Genter to End	
	T	C	M
1/2	21.3	25.4	
3/4	26.7	28.4	
1	33.4	38.1	
11/4	42.2	47.8	
11/2	48.3	57.2	
2	60.3	635	
21/2	73.0	76.2	
3	88.9	85.9	
31/2	101.6	95.3	
4	114.3	104.6	
5	141.3	124.0	
6	168.3	142.7	
8	219.1	177.8	
10	273.1	215.9	
12	323.9	254.0	
14	355.6	279.4	
16	406.4	304.8	
18	457.2	342.9	
20	508.0	381.0	
22	558.8	419.1	
24	609.6	431.8	
26	660.4	495.3	
28	711.2	520.7	
30	762.0	558.8	
32	812.8	596.9	
34	863.6	635.0	
36	914.4	673.1	
38	965.2	711.2	
40	1016.0	749.3	
42	1066.8	726.0	711.2
44	1117.6	812.8	762.0
46	1168.4	850.9	800.1
48	1219.2	889.0	838.2

公称通径 Nor-minal Pipe Size DN(in)	端部外径 Outside Diameter at Bevel	中心至端面 Genter to End	
	T1xT2	C	M
1/2×3/8	21.3x17.1	25.4	
1/2×1/4	21.3x13.7		
3/4X1/2	26.7x21.3	28.4	
3/4X3/8	26.7x17.1		
1X3/4	33.4x26.7	38.1	
1×1/2	33.4x21.3		
11/2×1	42.2x33.7	47.8	
11/4×3/4	42.2x26.7		
11/4x1/2	42.2x21.3		
11/2x11/4	48.3x42.2	57.2	
11/2×1	48.3x33.4		
11/2X3/4	48.3×26.7		
11/21/2	48.3x21.3		
2X11/2	60.3×48.3	63.5	60.5
2X11/4	60.3x42.2		57.2
2×1	60.3×33.4		50.8
2×3/4	60.3×26.7		44.5
21/2×2	73.0×60.3	76.2	69.9
21/2×11/2	73.0x48.3		66.5
21/2X21/4	73.0x42.2		63.5
21/2×1	73.0x33.4		57.2
3X21/2	88.9x73.0	85.9	82.6
3X2	88.9x60.3		76.2
3X11/2	88.9×48.3		73.2
3X11/4	88.9x42.2		69.9
31/2×3	101.6x88.9	95.3	91.9
31/2X21/2	101.6x73.0		88.9
31/2×2	101.6×60.3		82.6
31/2×11/2	101.6x48.3		79.2
4x31/2	114.3x101.6	104.6	101.6
4X3	114.3×88.9		98.6
4x21/2	114.3×73.0		95.3
4X2	114.3X60.3		88.9

Whatsapp:+852-59345951 E-mail: info@valve-yz.com Skype: blue.sky1

不锈钢无缝管件Stainless steel seamless fitting

ASME/ANSI B16.9 对焊异径三通、四通 Butt-Welding Reducing tee and Reducing Cross

公称通径 Nor-minal Pipe Size DN(in)	端部外径 Outside Diameter at Bevel	中心至端面 Genter to End	
	T1xT2	C	M
4x11/2	114.3x48.3	104.6	85.9
5x4	141.3x114.3	124.0	117.3
5x31/2	141.3x106.6		114.3
5x3	141.3x88.9		111.3
5x21/2	141.3x73.0		108.0
5x2	141.3x60.3		104.6
6x5	168.3x141.3	142.7	136.7
6x4	168.3x114.3		130.0
6x31/2	168.3x101.6		127.0
6x3	168.3x88.9		124.0
6x21/2	168.3x73.0		120.7
8x6	219.1x168.3	177.8	168.1
8x5	219.1x141.3		162.1
8x4	219.1x114.3		155.4
8x31/2	219.3x101.6		152.4
10x8	273.1x219.1	215.9	203.2
10x6	273.1x168.3		193.5
10x5	273.1x141.3		190.5
10x4	273.1x114.3		184.2
12x10	323.9x273.1	254.0	241.3
12x8	323.9x219.1		228.6
12x6	323.9x168.3		218.9
12x5	323.9x141.3		215.9
14x12	355.6x323.9	279.4	269.7
14x10	355.6x273.1		257.0
14x8	355.6x219.1		247.7
14X6	355.6x168.3		238.3
16x14	406.4x355.6	304.8	304.8
16x12	406.4x323.9		295.1
16x10	406.4x273.1		282.4
16x8	406.4x219.1		273.1
16x6	406.4x168.3		263.7
18x16	457.2x406.4	342.9	330.2
18x14	457.2x355.6		330.2
18x12	457.2x323.9		320.5
18x10	457.2x273.1		307.8
18x8	457.2x219.1		298.5
20x18	508.0x457.2	381.0	368.3
20x16	508.0x406.4		355.6
20x14	508.0x355.6		355.6
20x12	508.0x323.9		345.9
20x10	508.0x273.1		333.2
20x8	508.0x219.1		323.9
22x20	558.8x508.0	419.1	406.4
22x18	558.8x457.2		393.7
22x16	558.8x406.4		381.0

公称通径 Nor-minal Pipe Size DN(in)	端部外径 Outside Diameter at Bevel	中心至端面 Genter to End	
	T1xT2	C	M
22x14	558.8x355.6	41.9.1	381.0
22x12	558.8x323.9		371.3
22x10	558.8x273.1		358.6
24x22	609.6x558.8	431.8	431.8
24x20	609.6x508.0		431.8
24x18	609.6x457.2		419.1
24x16	609.6x406.4		406.4
24x14	609.6x355.6		406.4
24x12	609.6x323.9		396.7
24x10	609.6x273.1		384.0
26x24	660.4x609.6	495.3	482.6
26x22	660.4x558.8		469.9
26x20	660.4x508.0		457.2
26x18	660.4x457.2		444.5
26x16	660.4x406.4		431.8
26x14	660.4x355.6		431.8
26x12	660.4x323.9		422.1
28x26	711.2x660.4	520.7	520.7
28x24	711.2x609.6		508.0
28x22	711.2x558.8		495.3
28x20	711.2x508.0		482.6
28x10	711.2x457.2		469.9
28x16	711.2x406.4		457.2
28x14	711.2x355.6		457.2
28x12	711.2x323.9		447.5
30x28	762.0x711.2	558.8	546.1
30x26	762.0x660.4		546.1
30x24	762.0x609.6		533.4
30x22	762.0x558.8		520.7
30x20	762.0x508.0		508.0
30x18	762.0x457.2		495.3
30x16	762.0x406.4		482.6
30x14	762.0x355.6		482.6
30x12	762.0x323.9		472.9
30x10	762.0x273.1		460.2
32x30	812.8x762.0	596.9	584.2
32x28	812.8x711.2		571.5
32x26	812.8x660.4		571.5
32x24	812.8x609.6		558.8
32x22	812.8x558.8		546.1
32x20	812.8x508.8		533.4
32x18	812.8x457.2		520.7
32x16	812.8x406.4		508.0
32x14	812.8x355.6		508.0
34x32	863.6x812.8	635.0	622.3
34x30	863.6x762		609.6

Whatsapp:+852-59345951 E-mail: info@valve-yz.com Skype: blue.sky1

YUzheng Valve Pipefitting Manufacturing 誉正阀门 www.valve-yz.com

不锈钢无缝管件Stainless steel seamless fitting

ASME/ANSI B16.9 对焊异径三通、四通 Butt-Welding Reducing tee and Reducing Cross

公称通径 Nor-minal Pipe Size DN(in)	端部外径 Outside Diameter at Bevel	中心至端面 Genter to End	
	T1xT2	C	M
34x28	863.6x711.2	635.0	596.9
34x26	863.6x660.4		596.9
34x24	863.6x609.6		584.2
34x22	863.6x558.8		571.5
34x20	863.6x508.0		558.8
34x18	863.6x457.2		546.1
34x16	863.6x406.4		533.4
36x34	914.4x863.6	673.1	660.4
36x32	914.4x812.8		647.7
36x30	914.4x762.0		635.0
36x28	914.4x711.2		622.3
36x26	914.4x660.4		622.3
36x24	914.4x609.6		609.6
36x22	914.4x558.8		596.9
36x20	914.4x508.0		584.2
36x18	914.4x457.2		571.5
36x16	914.4x406.4		558.8
38x36	965.2x914.4	711.2	711.2
38x34	965.2x863.6		698.5
38x32	965.2x812.8		685.8
38x30	965.2x762.0		673.1
38x28	965.2x711.2		647.7
38x26	965.2x660.4		647.7
38x24	965.2x609.6		635.0
38x22	965.2x558.8		622.3
38x20	965.2x508.0		609.6
38x18	965.2x457.2		596.9
40x38	1016.0x965.2	749.3	749.3
40x36	1016.0x914.4		736.6
40x34	1016.0x863.6		723.9
40x32	1016.0x812.8		711.2
40x30	1016.0x762.0		698.5
40x28	1016.0x711.2		673.1
40x26	1016.0x660.4		673.1
40x24	1016.0x609.6		660.4
40x22	1016.0x558.8		647.7
40x20	1016.0x508.0		635.0
40x18	1016.0x457.2		622.3
42x40	1066.8x1016.0	762.0	711.2
42x38	1066.8x965.2		711.2
42x36	1066.8x914.4		711.2
42x34	1066.8x863.6		711.2
42x32	1066.8x812.8		711.2
42x30	1066.8x762.0		711.2

公称通径 Nor-minal Pipe Size DN(in)	端部外径 Outside Diameter at Bevel	中心至端面 Genter to End	
	T1xT2	C	M
42x28	1066.8×711.2	762.0	698.5
42x26	1066.8x660.4		698.5
42x24	1066.8x609.6		660.4
42x22	1066.8x558.8		660.4
42x20	1066.8x508.0		660.4
42x18	1066.8x457.2		647.7
42x16	1066.8x406.4		635.0
44x42	1117.6x1066.8	812.8	762.0
44x40	1117.6x1016.0		749.3
44x38	1117.6x965.2		736.6
44x36	1117.6x914.4		723.9
44x34	1117.6x863.6		723.9
44x32	1117.6x812.8		711.2
44x30	1117.6x762.0		711.2
44x28	1117.6x711.2		698.5
44x26	1117.6x660.4		698.5
44x24	1117.6x609.6		698.5
44x22	1117.6x558.8		685.8
44x20	1117.6x508.0		685.8
46x44	1168.4x1117.6	850.9	800.1
46x42	1168.4x1066.8		787.4
46x40	1168.4x1016.0		774.7
46x38	1168.4x965.2		762.0
46x36	1168.4x914.4		762.0
46x34	1168.4x863.6		749.3
46x32	1168.4x812.8		749.3
46x30	1168.4x762.0		736.6
46x28	1168.4x711.2		736.6
46x26	1168.4x660.4		736.6
46x24	1168.4x609.6		723.9
46x22	1168.4x558.8		723.9
48x46	1219.2x1168.4	889.0	838.2
48x44	1219.2x1117.6		838.2
48x42	1219.2x1066.8		812.8
48x40	1219.2x1016.0		812.8
48x38	1219.2x965.2		812.8
48x36	1219.2x914.4		787.4
48x34	1219.2x863.6		787.4
48x32	1219.2x812.8		787.4
48x30	1219.2x762.0		762.0
48x28	1219.2x711.2		762.0
48x26	1219.2x660.4		762.0
48x24	1219.2x609.6		736.6
48x22	1219.2x558.8		736.6

Whatsapp:+852-59345951 E-mail: info@valve-yz.com Skype: blue.sky1

不锈钢无缝管件Stainless steel seamless fitting

ASME/ANSI B16.9 对焊同心、偏心异径管 Butt-Welding Concentric &Eccentric Reducers

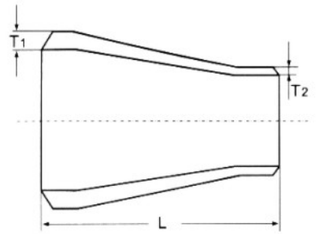

同心异径管
Concentric Reduer

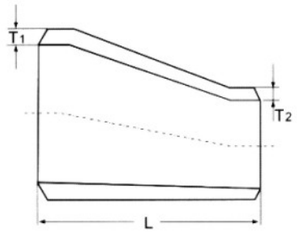

偏心异径管
Eccentric Reduer

公称通径 Nor-minal Pipe Size DN(in)	端部外径 Outside Diameter at Bevel T1XT2	长度 End to End L
3/4X1/2 3/4X3/8	26.7X21.3 26.7X17.1	38.1
1X3/4 1X2/2	33.4X26.7 33.4X21.3	50.8
11/4X1 11/4X3/4 11/4X1/2	42.2X33.4 42.2X26.7 42.2X21.3	50.8
11/2X11/4 11/2X1 11/2X3/4 11/2X1/2	48.3X42.2 48.3X33.4 48.3X26.7 48.3X21.3	63.5
2X11/2 2X11/4 2X1 2X3/4	60.3X48.3 60.3X42.2 60.3X33.4 60.3X26.7	76.2
21/2X2 21/2X11/2 21/2X11/4 21/2X1	70.3X60.3 73.0X48.3 73.0X42.2 73.0X33.4	88.9
3X21/2 3X2 3X11/2 3X11/4	88.9X73.0 88.9X60.3 88.9X48.3 88.9X42.2	88.9
31/2X3 31/2X21/2 31/2X2 31/2X11/2 31/2X11/4	102.6X88.9 101.6X73.0 101.6X60.3 201.6X48.3 101.6X42.2	101.6
4x31/2 4x3	214.3X101.6 124.3X88.9	101.6

公称通径 Nor-minal Pipe Size DN(in)	端部外径 Outside Diameter at Bevel T1XT2	长度 End to End L
4X21/2 4X2 4X11/2	114.3X73.0 114.3X60.3 114.3X48.3	101.6
5X4 5X31/2 5X3 5X21/2 5X2	141.3X114.3 141.3X101.6 141.3X88.9 141.3X73.0 141.3X60.3	127.0
6X5 6X4 6X31/2 6X2 6X21/2	168.3X141.3 168.3X114.3 168.3X101.6 168.3X88.9 168.3X73.0	139.7
8X6 8X5 8X4 8X31/2	219.1X168.3 219.1X141.3 219.1X114.3 219.1X101.6	152.4
10X8 10X6 10X5 10X4	273.1X219.1 273.1X168.3 273.1X141.3 273.1X114.3	177.8
12X10 12X8 12X6 12X5	323.9X273.1 323.9X219.1 323.9X168.3 323.9X141.3	203.2
14X12 14X10 14X8 14X6	355.6X323.9 355.6X273.1 355.6X219.1 355.6X168.3	330.2
16X14	406.4X355.6	355.6

Whatsapp:+852-59345951 E-mail: info@valve-yz.com Skype: blue.sky1

YUzheng Valve Pipefitting Manufacturing 誉正阀门 www.valve-yz.com

不锈钢无缝管件Stainless steel seamless fitting

ASME/ANSI B16.9 对焊同心、偏心异径管 Butt-Welding Concentric &Eccentric Reducers

公称通径 Nor-minal Pipe Size DN(in)	端部外径 Outside Diameter at Bevel T1XT2	长度 End to End L
16X12 16X10 16X8	406.4X323.9 406.4X273.1 406.4X219.1	355.6
18X16 18X14 18X12 18X10	457.2X406.4 457.2X355.6 457.2X323.9 457.2X273.1	381.0
20X18 20X16 20X14 20X12	508.0X457.2 508.0X406.4 508.0X355.6 508.0X323.9	508.0
22X20 22X18 22X16 22X14	558.8X508.0 558.8X457.2 558.8X406.4 558.8X355.6	508.0
24X22 24X20 24X18 24X16	609.6X558.8 609.6X508.0 609.6X457.2 609.6X406.4	508.0
26X24 26X22 26X20 26X18	660.4X609.6 660.4X558.8 660.4X508.0 660.4X457.2	609.6
28X26 28X24 28X20 28X18	711.2X660.4 711.2X609.6 711.2X508.0 711.2X457.2	609.6
30X28 30X26 30X24 30X20	762.0X711.2 762.0X660.4 762.0X609.6 762.0X508.0	609.6
32X30 32X28 32X26 32X24	812.8X762.0 812.8X711.2 812.8X660.4 812,8X609.6	609.6
34X32 34X30	863.6X812.8 863.6X762.0	609.6

公称通径 Nor-minal Pipe Size DN(in)	端部外径 Outside Diameter at Bevel T1XT2	长度 End to End L
34X26 34X24	863.6X660.4 863.6X609.6	609.6
36X34 36X32 36X30 36X26 36X24	914.4X863.6 914.4X812.8 914.4X762.0 914.4X660.4 914.4X609.6	609.6
38X36 38X34 38X32 38X30 38X28 38X26	965.2X914.4 965.2X863.6 965.2X812.8 965.2X762.0 965.2X711.2 965.2X660.4	609.6
40X38 40X36 40X34 40X32 40X30	1016.0X965.2 1016.0X914.4 1016.0X863.6 1016.0X812.8 1016.0X762.0	609.6
42X40 42X38 42X36 42X34 42X32 42X30	1066.8X1016.0 1066.8X965.2 1066.8X914.4 1066.8X863.6 1066.8X812.8 1066.8X762.0	609.6
44X42 44X40 44X38 44X36	1117.6X1066.8 1117.6X1016.0 1117.6X965.2 1117.6X914.4	609.6
46X44 46X42 46X40 46X38	1168.4X1117.6 1168.4X1066.8 1168.4X1016.0 1168.4X965.2	711.2
48X46 48X44 48X42 48X40	1219.2X1168.4 1219.2X1117.6 1219.2X1066.8 1219.2X1016.0	711.2

Whatsapp:+852-59345951 E-mail: info@valve-yz.com Skype: blue.sky1

不锈钢无缝管件Stainless steel seamless fitting

MSS SP-43、ASME/ANSI B16.9-86翻边短接 Lap Joint Stub Ends

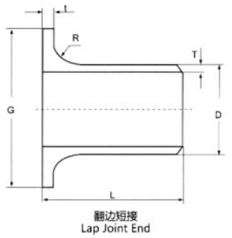

公称通径 Nor-minal Pipe Size DN(in)	端部外径 Outside Diameter at Bevel	长度 End to End L		圆角半径 Redius of fillet		搭接直径 DianeterOfLap
				A型	B型	
	D	MSS SP-43	ASME	R		G
1/2	21.3	50.8	76.2	3.0	0.8	35.0
3/4	26.7	50.8	76.2	3.0	0.8	42.9
1	33.4	50.8	101.6	3.0	0.8	50.8
1 1/4	42.2	50.8	101.6	4.8	0.8	63.5
1 1/2	48.3	50.8	i01.6	6.4	0.8	73.2
2	60.3	63.5	152.4	7.9	0.8	91.9
2 1/2	73.0	63.5	152.4	7.9	0.8	104.6
3	88.9	63.5	152.4	9.6	0.8	127.0
3 1/2	101.6	76.2	152.4	9.6	0.8	139.7
4	114.3	76.2	152.4	11.2	0.8	157.2
5	141.3	76.2	203.2	11.2	1.6	185.7
6	168.3	88.9	203.2	12.7	1.6	215.9
8	219.1	101.6	203.2	12.7	1.6	269.7
10	273.0	127.0	254	12.7	1.6	323.9
12	323.8	152.4	254	12.7	1.6	381.0
14	355.6	152.4	304.8	12.7	1 ~ 6	412.8
16	406.4	152.4	304.8	12.7	1.6	469.9
18	457.0	152.4	304.8	12.7	1.6	533.4
20	508.0	152.4	304.8	12.7	1.6	584.2
22	559	–	304.8	12.7	–	641.4
24	609.6	152.4	304.8	12.7	1.6	692.2

注Note：①搭接厚度t不小于公称壁厚。当采用榫槽面、凹凸面等密封面时，心须增加搭接厚度。
Bonding thickness(t)not less than nominal thickness The bonding thickness should be increased for tongue-groove seal face，male & female face and so on
②适用于与sch40s或更薄的不锈钢管子联接。
Suitable for the coupling of stainless tubes with sch40s or thinner.
③R尺寸符合ANSI B16.5中搭接法兰凸缘所规定的半径，请订货时注明圆角半径的型式。
R Size accords with the radius stipulated in ASNI B16.5 relating to bonding flange, please indicate the radius type as placing orders
④L或G尺寸另有要求时，请订货时说明。
Please indicate as ordering for the requirements on the sizes of L or G
⑤圆每半径R只Y,-}MSS SP—43翻边短接有效。
Radius R is only valid for lap joint stub ends of MSS Sp—43

Whatsapp:+852-59345951 E-mail: info@valve-yz.com Skype: blue.sky1

YUzheng Valve Pipefitting Manufacturing 誉正阀门 www.valve-yz.com

不锈钢无缝管件Stainless steel seamless fitting

管帽 Cap

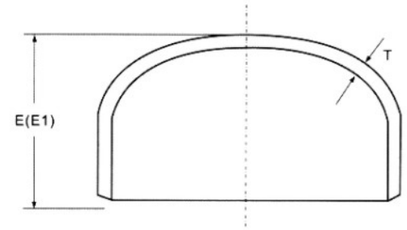

管帽 Cap

公称通径 Nor-minal Pipe Size DN(in)	端部外径 Outside Diameter at Bevel	全长 Length		对尺寸E的限制厚度 Liniting Wall Thickness for Length E
	T	E	E1	
1/2	21.3	25.4	25.4	3.73
3/4	26.7	25.4	25.4	3.91
1	33.4	38.1	38.1	4.55
1 1/4	42.2	38.1	38.1	4.85
1 1/2	48.3	38.1	38.1	5.08
2	60-3	38.1	44.5	5.54
2 1/2	73.0	38.1	50.8	7.01
3	88.9	50.8	63.5	7.62
3 1/2	101.6	63.5	76.2	8.08
4	114.3	63.5	76.2	8.56
5	141.3	76.2	88.9	9.53
6	168.3	88.9	101.6	10.97
8	219.1	101.6	127.0	12.70
10	273.1	127.0	152.4	12.70
12	323.9	152.4	177.8	12.70
14	355.6	165.1	190.5	12.70
16	406.4	177.8	203.2	12.70

公称通径 Nor-minal Pipe Size DN(in)	端部外径 Outside Diameter at Bevel	全长 Length		对尺寸E的限制厚度 Liniting Wall Thickness for Length E
	T	E	E1	
18	457.2	203.2	228.6	12.70
20	508.0	228.6	254.0	12.70
22	558.8	254.0	254.0	12.70
24	609.6	266.7	304.8	12.70
26	660.4	266.7	–	–
28	711.2	266.7	–	–
30	762.0	266.7	–	–
32	812.8	266.7	–	–
34	863.6	266.7	–	–
36	914.4	266.7	–	–
38	965.2	304.8	–	–
40	1016.0	304.8	–	–
42	1066.8	304.8	–	–
44	1117.6	342.9	–	–
46	1168.4	342.9	–	–
48	1219.2	342.9	–	–

注：①管帽的全长不大于限制厚度时为E，超过限制厚度为E1。 ②壁厚T见第38页壁厚表。
Note：①E shows that the overall length of socket caps not greater than limiting thickness while E1 for exceeding the limiting thickness
②Please see the wall thickness T in Page 38 Thickness List

ASME/ANSI B16.9、B16.28 规定的对焊管件焊接端坡口的结构形式
End Preperation of Butt-Welding Fittings to ASME/ANSI B16.9、B16.28

(a)壁厚≤22

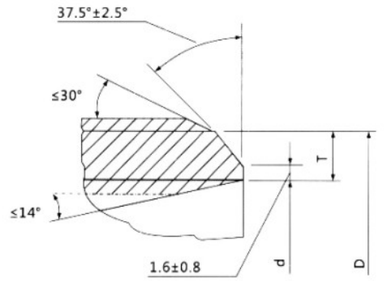

(B)壁厚有 > 22

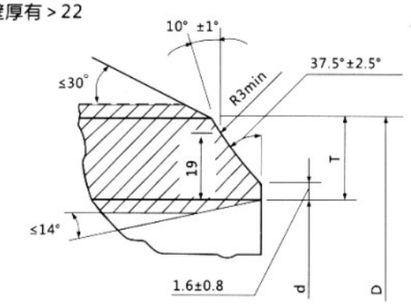

Whatsapp:+852-59345951 E-mail: info@valve-yz.com Skype: blue.sky1

不锈钢无缝管件Stainless steel seamless fitting

ASME/ANSI B16.9、B16.28对焊管件形位公差表 Tolerance sheet

项目	管件种类	公称通径DN（in）							
		1/2～2½	3～3½	4	5～8	10–18	20～24	26～30	32–48
		极限偏差							
端部外径D D1 D2	所有管件	+1.52 –0.76	±1.52		+2.29 –1.52	+4.06 –3.05	+6.35 –4.83		
端部内径 d1）2）		±0.76	±1.52			±3.05	±4.83		
壁厚T T1 T2		不小于公称壁厚的87.5%							
中心至端面H F C M	45° 90° 弯头 三通、四通	±1.52				±2.29		±3.05	+4.83
中心至中心P	180° 弯头	±6.35				±9.65		–	
背面至端面K		±6.35						–	
U		±0.76				±1.52		–	
长度L	异径管、翻边短接	±1.52				±2.29		±4.83	
全长E、E1	管帽	±3.05			±6.35			±9.65	
搭接直径G	翻边短接	0 –0.76				0 –1.52		–	
搭接厚t 圆角半径R		+1.52 0						–	
		0 –0.76		0 –1.52				–	

公称通径		1/2–4	5～8	10～12	14～16	18–24	26–30	32～42	44～48
弯头、三通、四通	X	0.76	1.52	2.29	2.29	3.05	4.83		
	Y	1.52	3.05	4.83	6.35	9.65	9.65	12.70	19.05

注：①除非用户有特殊要求，应优先保证端外径和公称壁厚的极限偏差。
②端部内径为端部外径与两倍的公称壁厚的差。
③圆度为外径正、负偏差绝对值之和。

Note: 1. Unless specially required by client, please firstly ensure limiting deviations of extemal diameter and nominal thickness.
2. The inner diameter refers to the difference of extemal diameter and twice value of nominal thickness.
3. The roundness refers to the sum of positive and negative absolute deviation.

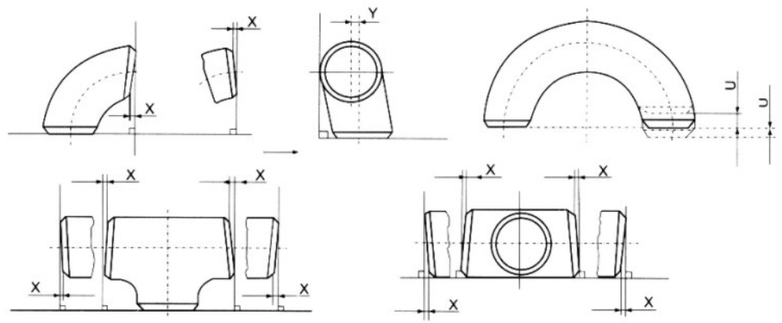

Whatsapp:+852-59345951 E-mail: info@valve-yz.com Skype: blue.sky1

YUzheng Valve Pipefitting Manufacturing 誉正阀门 www.valve-yz.com

不锈钢无缝管件Stainless steel seamless fitting

ANSI B36.10、B36.19外径尺寸和壁厚表 OD Date and thickness

公称通径 Norminal Pipe Size		管外径 mm	ANSI B36.10 B36.19																	
mm	in		Sch5s	Sch10s	Sch10	Sch20	Sch30	Sch40s	STD	Sch40	Sch60	Sch80s	XS	Sch80	Sch100	Sch120	Sch140	Sch160	XXS
6	1/8	1029	–	1.24	–	–	–	1.73	1.73	1.73	–	2.41	2.41	2.41	–	–	–	–	–
8	1/4	13.72	–	1.65	–	–	–	1.73	1.73	1.73	–	3.02	3.02	3.02	–	–	–	–	–
10	3/8	17.14	–	1.6S	–	–	–	2.31	2.31	2.31	–	3.20	3.20	3.20	–	–	–	–	–
15	1/2	2134	1.65	2.11	–	–	–	2.77	2.77	2.77	–	3.73	3.73	3.73	–	–	–	4.78	7.47
20	3/4	26.67	1.65	2.11	–	–	–	2.87	2.87	2.87	–	3.91	3.91	3.91	–	–	–	5.56	7.82
25	1	33.40	1.65	2.77	–	–	–	3.38	3.38	3.38	–	4.55	4.55	4.55	–	–	–	6.35	9.09
32	11/4	42.16	1.65	2.77	–	–	–	3.56	3.56	3.56	–	4.85	4.85	4.85	–	–	–	6.35	9.70
40	11/2	48.26	1.65	2.77	–	–	–	3.68	3.68	3.68	–	5.08	5.08	5.08	–	–	–	7.14	10.16
50	2	60.32	1.65	2.77	–	–	–	3.91	3.91	3.91	–	5.54	5.54	5.54	–	–	–	8.14	11.07
65	21/2	73.02	2.11	3.05	–	–	–	5.16	5.16	5.16	–	7.01	7.01	7.01	–	–	–	9.52	14.02
80	3	88.90	2.11	3.05	–	–	–	5.49	5.49	5.49	–	7.62	7.62	7.62	–	–	–	11.12	15.24
90	31/2	101.60	2.11	3.05	–	–	–	5.74	5.74	5.74	–	8.08	8.08	8.08	–	–	–	–	–
100	4	114.30	2.11	3.05	–	–	–	6.02	6.02	6.02	–	8.56	8.56	8.56	–	11.12	–	13.49	17.12
125	5	141.30	2.77	3.40	–	–	–	6.55	6.55	6.55	–	9.53	9.53	9.53	–	12.70	–	15.88	19.05
150	6	168.28	2.77	3.40	–	–	–	7.11	7.11	7.11	–	10.97	10.97	10.97	–	14.27	–	18.26	21.94
200	8	219.08	2.77	3.40	–	6.35	7.04	8.18	8.18	8.18	10.31	12.70	12.70	12.70	15.09	18.26	20.62	23.01	22.22
250	10	273.05	3.40	3.76	–	6.35	7.80	9.27	9.27	9.27	12.70	12.70	12.70	15.09	18.26	21.44	25.40	28.58	25.40
300	12	323.85	3.96	4.57	–	6.35	8.38	9.52	9.52	10.31	14.27	12.70	12.70	17.48	21.44	25.40	28.58	33.32	25.40
350	14	355.60	3.96	4.78	6.35	7.92	9.52	*9.52	9.52	11.13	15.09	12.70	12.70	19.05	23.83	27.79	31.75	35.71	–
400	16	406.40	4.19	4.78	6.35	7.92	9.52	*9.52	9.52	12.70	16.66	12.70	12.70	21.44	26.19	30.96	36.52	40.49	–
450	18	457.20	4.19	4.78	6.35	7.92	11.12	*9.52	9.52	14.27	19.05	12.70	12.70	23.82	29.36	34.92	39.47	45.24	–
500	20	508.00	4.78	5.54	6.35	9.52	12.70	*9.52	9.52	15.09	20.62	12.70	12.70	26.19	32.54	38.10	44.45	50.01	–
550	22	558.8	4.78	5.54	6.35	9.52	12.70	*9.52	9.52	–	22.22	12.70	12.70	28.58	34.92	41.28	47.62	53.98	–
600	24	609.6	5.54	6.35	6.35	9.52	14.27	*9.52	9.52	17.48	24.61	12.70	12.70	30.96	38.89	46.02	52.37	59.54	–
650	26	660.4	–	*7.92	7.92	12.70	–	*9.52	9.52	–	–	12.70	12.70	–	–	–	–	–	–
700	28	711.2	–	*7.92	7.92	12–70	15.88	*9.52	9.52	–	–	12.70	12.70	–	–	–	–	–	–
750	30	762.0	6.35	*7.92	792	12.70	15.88	*9.52	9.52	–	–	12.70	12.70	–	–	–	–	–	–
800	32	812.0	–	*7.92	7.92	12.70	15.88	*9.52	9.52	17.48	–	1.2.70	12.70	–	–	–	–	–	–
850	34	863.6	–	*7.92	7.92	12.70	15.88	*9.52	9.52	17.48	–	12.70	12.70	–	–	–	–	–	–
900	36	914.4	–	*7.92	7.92	12.70	15.88	*9.52	9.52	19.05	–	12.70	12.70	–	–	–	–	–	–
950	38	965.2	–	*7.92	–	–	–	*9.52	9.52	–	–	12.70	12.70	–	–	–	–	–	–
1000	40	1016.0	–	*7.92	–	–	–	*9.52	9.52	–	–	12.70	12.70	–	–	–	–	–	–
1050	42	1066.8	–	*7.92	–	–	–	*9.52	9.52	–	–	12.70	12.70	–	–	–	–	–	–
1100	44	1117.6	–	*7.92	–	–	–	*9.52	9.52	–	–	12.70	12.70	–	–	–	–	–	–
1150	46	1168.4	–	*7.92	–	–	–	*9.52	9.52	–	–	12.70	12.70	–	–	–	–	–	–
1200	48	1219.2	–	*7.92	–	–	–	*9.52	9.52	–	–	12.70	12.70	–	–	–	–	–	–
1300	52	1320.8	–	–	–	–	–	–	*9.52	–	–	–	12.70	–	–	–	–	–	–
1350	54	1371.6	–	–	–	–	–	–	*9.52	–	–	–	12.70	–	–	–	–	–	–
1400	56	1422.4	–	–	–	–	–	–	*9.52	–	–	–	12.70	–	–	–	–	–	–
1500	60	1524.0	–	–	–	–	–	–	*9.52	–	–	–	12.70	–	–	–	–	–	–
1600	64	1625.6	–	–	–	–	–	–	*9.52	–	–	–	12.70	–	–	–	–	–	–
1700	68	1727.2	–	–	–	–	–	–	*9.52	–	–	–	12.70	–	–	–	–	–	–
1800	72	1828.8	–	–	–	–	–	–	*9.52	–	–	–	12.70	–	–	–	–	–	–
1900	76	1930.4	–	–	–	–	–	–	*9.52	–	–	–	12.70	–	–	–	–	–	–
2000	80	2032.0	–	–	–	–	–	–	*9.52	–	–	–	12.70	–	–	–	–	–	–

Whatsapp:+852-59345951 E-mail: info@valve-yz.com Skype: blue.sky1

不锈钢无缝管件Stainless steel seamless fitting

重量表 Weight Lists

对焊90° 长半径弯头 Butt-welding90° L/R Elbows kg

公称通径 Norminal Pipe Size		Sch20	STD	Sch40	XS	Sch80
A(mm)	B(in)					
15	1/2	–	0.08	0.08	0.10	0.10
20	3/4	–	0.11	0.11	0.13	0.13
25	1	–	0.15	0.15	0.21	0.21
32	11/4	–	0.25	0.25	0.36	0.36
40	11/2	–	0.39	0.39	0.52	0.52
50	2	–	0.66	0.66	0.96	0.96
65	21/2	–	1.37	1.37	1.80	1.80
80	3	–	2.19	2.19	2.87	2.87
90	31/2	–	2.96	2.96	4.06	4.06
100	4	–	4.13	4.13	5.60	5.60
125	5	–	6.89	6.89	9.62	9.62
150	6	–	10.7	10.7	26.5	26.5
200	8	16.5	22.6	21.6	31.6	31.6
250	10	25.8	37.0	37.0	49.9	60.7
300	12	36.1	56.0	56.0	71.6	97.4
350	14	60.2	71.4	85.1	92.0	139
400	16	78.0	93.6	121	121	200
450	18	87.7	119	176	153	287
500	20	147	147	232	190	396
550	22	178	178	–	230	515
600	24	212	212	377	275	635
650	26	320	249	–	323	–
700	28	371	290	–	375	–
750	30	426	333	–	432	–
800	32	484	379	675	492	–
850	34	546	428	763	555	–
900	36	612	480	950	622	–
950	38	–	535	–	694	–
1000	40	–	594	–	769	–
1050	42	–	655	–	849	–
1100	44	–	728	–	932	–
1150	46	–	786	–	1019	–
1200	48	–	856	–	1110	–

对焊90° 短半径弯头 Butt-welding90° S/R Elbows kg

公称通径 Norminal Pipe Size		Sch20	STD	Sch40	XS	Sch80
A(mm)	B(in)					
25	1	–	0.11	0.11	0.13	0.13
32	11/4	–	0.17	0.17	0.24	0.24
40	11/2	–	0.24	0.24	0.34	0.34
50	2	–	0.44	0.44	0.68	0.68
65	21/2	–	0.91	0.91	1.18	1.18
80	3	–	1.36	1.36	1.91	1.91
90	31/2	–	1.96	1.96	2.58	2.58
200	4	–	2.77	2.77	3.54	3.54
225	5	–	4.40	4.40	6.46	6.46
250	6	–	7.12	7.12	20.6	20.6
200	8	12.0	14.1	14.1	21.1	21.1
250	10	16.8	24.6	24.6	33.2	40.4
300	22	24.1	37.0	40.6	47.7	65.0
350	14	40.2	42.6	54.5	62.3	92.4
400	16	51.9	62.2	80.4	80.4	133
450	28	65.7	79.1	217	102	184
500	20	97.9	97.9	155	126	255
550	22	229	229	–	154	333
600	24	142	242	251	183	424

注：①重量表以美国标准中的产品尺寸为计算依据。 ②表列重量为近似重量，供参考。
③对焊弯头只列出90° 弯头重量，45° 和180° 弯头分别按90° 弯头的1/2和2倍计算。

Note:
①. The Weight List is calculated on the basis of product sizes stipulated in USA standards.
②. The listed weight is approximate weight only for reference.
③. Only list the weight of 90° elbow for butt-welding elbow, the weights of 45° and 180° elbows are calculated as the1/2 and 2 times of that of 900elbow

Whatsapp:+852-59345951 E-mail: info@valve-yz.com Skype: blue.sky1

YUzheng Valve Pipefitting Manufacturing 誉正阀门 www.valve-yz.com

不锈钢无缝管件Stainless steel seamless fitting

GB12459、GB/T13401 对焊异径三通、四通 Butt-Welding Reducing Outlet Tees and Reducing Outlet Crosses

公称通径 Norminal Pipe size DN	端部外径 Outside Diameter at Bevel				中心至端面 Genter to End	
	D1		D2		C	M
	A系列 SeriesA	B系列 SeriesB	A系列 SeriesA	B系列 SeriesB		
300×125	323.9	325	139.7	133	254	216
350×300	355.6	377	323.9	325	279	270
350×250	355.6	377	273.0	273	279	257
350×200	355.6	377	219.1	219	279	248
350×150	355.6	377	168.3	159	279	238
400×350	406.4	426	355.6	377	305	305
400×300	406.4	426	323.9	325	305	295
400×250	406.4	426	273.0	273	305	283
400×200	406.4	426	219.1	219	305	273
400×150	406.4	426	168.3	159	305	264
450×400	457.2	478	406.4	426	343	330
450×350	457.2	478	355.6	377	343	330
450×300	457.2	478	323.9	325	343	321
450×250	457.2	478	273.0	273	343	308
450×200	457.2	478	219.1	219	343	298
500×450	508.0	529	457.2	478	381	368
500×400	508.0	529	406.4	426	381	356
500×350	508.0	529	355.6	377	381	356
500×300	508.0	529	323.9	325	381	346
500×250	508.0	529	273.0	273	381	333
500×200	508.0	529	219.1	219	381	324
550×500	559	–	508	–	419	406
550×450	559	–	457	–	419	394
550×400	559	–	406	–	419	381
600×550	610	–	559	–	432	432
600×500	610	630	508	530	432	432
600×450	610	630	457	480	432	419
650×600	660	–	610	–	495	483
650×550	660	–	559	–	495	470
650×500	660	–	508	–	495	457
700×650	711	–	660	–	521	521
700×600	711	720	610	630	521	508

公称通径 Norminal Pipe size DN	端部外径 Outside Diameter at Bevel				中心至端面 Genter to End	
	D1		D2		C	M
	A系列 SeriesA	B系列 SeriesB	A系列 SeriesA	B系列 SeriesB		
700×550	711	–	599	–	521	495
750×700	762	–	711	–	559	546
750×650	762	–	660	–	559	546
750×600	762	–	610	–	559	533
800×750	813	–	762	–	597	584
800×700	813	820	711	720	597	572
800×650	813	–	660	–	597	572
850×800	864	–	813	–	635	622
850×750	864	–	762	–	635	610
850×700	864	–	711	–	635	597
900×850	914	–	864	–	673	660
900×800	914	920	813	820	673	648
900×750	914	–	762	–	673	635
950×900	965	–	914	–	711	711
950×850	965	–	864	–	711	698
950×800	965	–	813	–	711	686
1000×950	1016	–	965	–	749	749
1000×900	1016	1020	914	920	749	737
1000×850	1016	–	864	–	749	724
1050×1000	1067	–	1016	–	762	711
1050×950	1067	–	965	–	762	711
1050×900	1067	–	914	–	762	711
1100×1050	1118	–	1067	–	813	762
1100×1000	1118	1120	1016	1020	813	749
1100×950	1118	–	965	–	813	737
1150×1100	1168	–	1118	–	851	800
1150×1050	1168	–	1067	–	851	787
1150×1000	1168	–	1016	–	851	775
1200×1150	1220	–	1168	–	889	838
1200×1100	1220	1220	1118	1120	889	838
1200×1050	1220	–	1067	–	889	813

注：1、尽可能不采用括号内的数值。 2、优先选择A系列。

Whatsapp:+852-59345951 E-mail: info@valve-yz.com Skype: blue.sky1

不锈钢无缝管件Stainless steel seamless fitting

常用材料的化学成分和力学系能 Chemical Composition and Mechanical Properties of Material

国别 Countries	标准 Standard	类别 Category	材料牌号 Material	化学成份(%) Chemical Composition								力学性能 Mechanical Properties		
				C	SI	MN	P≤	S≤	NI	CR	MO	V	其它 Others	σb (Mpa)	σS(Mpa)	δS(%)
中国 China	GB8163	钢管	20	0.17~0.24	0.17~0.37	0.35~0. 65	0.035	0.035	≤0.25	≤0.25	0.40~0.55	-	Cu≤0.25	390~530	245	20
	GB6479	钢管	16Mn	0.12~0.20	0.20~0.60	1.20~1.60	0.040	0.040	-	-	0.40~0.55	-	Cu≤0.25	490~670	320	21
	GB6479	钢管	12CrMo	0.08~0.15	0.17~0.37	0.40~0.70	0.035	0.035	≤0.30	0.40~0.70	0.25~0.35	-	Cu≤0.25	410~560	205	21
	GB6479	钢管	15CrMo	0.12~0.18	0.17~0.37	0.40~0.70	0.035	0.035	≤0.30	0.80~1.10	-	-	Cu≤0.25	440~640	235	21
	GB5310	钢管	12Cr1MoV	0.08~0.15	0.17~0.37	0.40~0.70	0.035	0.035	-	0.90~1.20	1.80~2.50	0.15~0.30	Cu≤0.25	471~638	255	21
	GB2270	钢管	1Cr18Ni9Ti	≤0.12	≤1.00	≤2.00	0.035	0.030	8.00~11.00	17.00~19.00	-	-	Ti5(C%~0.02)~0.08	≥540	-	40
	GB2270	钢管	0Cr18Ni12M02Ti	≤0.08	≤1.00	≤2.00	0.035	0.030	11.00~14.00	16.00~19.00	2.00~3.00	-	Ti5xC%~0.70	≥510	-	42
	GB2270	钢管	00Cr19Ni11	≤0.030	≤1.00	≤2.00	0.035	0.030	9.00~13.00	18.00~20.00	-	-	-	≥481	-	40
	GB2270	钢管	00Cr17Ni14M02	≤0.030	≤1.00	≤2.00	0.035	0.030	12.00~15.00	16.00~18.00	-	-	-	≥481	-	40
	GB3274	钢板	Q235A	0.14~0.22	≤0.30	0.30~0.65	0.045	0050	-	-	-	-	-	375~460	235	26
	GB6654	钢板	16MnR	≤0.20	0.20~0.60	1.20~1.60	0.035	0.035	-	-	-	-	-	510~655	345	21
美国 U.S.A	ASTMA106	钢管	WPS	≤0.30	≤0.10	0.29~1.06	0.035	0.035	-	-	-	-	-	≥415	240	22
	ASTMA312	钢管	TP304	≤0.08	≤0.75	≤2.00	0.040	0.030	8. 00~11.00	18.0~20.0	2.00~3.00	-	-	≥515	205	35
	ASTMA312	钢管	TP3041	≤0.035	≤0.75	≤2.00	0.040	0.030	8.00~13.00	18.0~20.0	2.00~3.00	-	-	≥485	170	35
	ASTMA312	钢管	TP316	≤0.08	≤0.75	≤2.00	0.040	0.030	10.0~14.0	16.0~18.0	-	-	-	≥515	205	35
	ASTMA312	钢管	TP3161	≤0.035	≤0.75	≤2.00	0.040	0.030	10.0~150	16.0~18.0	-	-	-	≥485	170	35
	ASTMA312	钢管	TP321	≤0.08	≤0.75	≤2.00	0.040	0.030	9.00~13.00	17.0~20.0	-	-	Ti5xC%~0.07	≥485	170	35
日本 Japan	JISG3459	钢管	SUS304	≤0.08	≤1.00	≤2.00	0.040	0.030	8.00~11.00	18.00~20.00	2.00~3.00	-	-	≥520	206	35
	JISG3459	钢管	SUS3041	≤0.030	≤1.00	≤2.00	0.040	0.030	9.00~13.00	18.00~20.00	2.00~3.00	-	-	≥481	177	35
	JISG3459	钢管	SUS316	≤0.08	≤1.00	≤2.00	0.040	0.030	10.00~14.00	16.00~18.00	-	-	-	≥520	206	35
	JISG3459	钢管	SUS3161	≤0.030	≤1.00	≤2.00	0.040	0.030	12.00~16.00	16.00~18.00		-	-	≥481	177	35
	JISG3459	钢管	SUS321	≤0.08	≤1.00	≤2.00	0.040	0.030	9.00~13. 00	17.00~19.00		-	Ti>5xC%	≥520	206	35

注:①在化学成份中，标准规定分牌号的材料因用途不同或其它元素含量变化，其含镍量或含铬量允许在一定范围内增加，使用时请查阅相应标准。
②在力学性能中，对部分牌号的材料表中所列伸长率是一个代表值，其值因试样的形式或管子壁厚的不同有所变化，使用时请查阅相应标准。

YUzheng Valve Pipefitting Manufacturing 誉正阀门 www.valve-yz.com

不锈钢无缝管件Stainless steel seamless fitting

(1)钢管

中国与美国、日本的钢管、钢板的常用钢号对照表

钢种 \ 国名	中国		日本JIS		美国ASTM
	钢号	标准号	钢号	标准号	钢号
碳素钢管	20	GB/–r816387	STPG42	G3456	A 53–B A 135–B
		GB23270	STPT42	G3456	A 108–B
低合金钢管	16Mn	GB/T308782	STS49	G3455	A 210–C
			STPT49	G3456	
耐热钢管	12CrM0	GB994888	STBA20	G3462	A 335–P 2 A 369–FP 2 A 231–T 2
	15CrM0	GB994885	STBA22 STBA22	G3458 G3462	A 335–P 12 A 369–FP 12 A 231–T 12
	12Cr1M0V	GB5310	STBA23 STBA23	G3458 G3462	A 335–P 11 A 366–FP 11 A 199–T 11 A 231–T 11
	Cr5M0	GB5310	STBA25 STBA25	G3458 G3462	A 335–P 5 A 389–FP 5 A 213–T 5
不锈钢耐酸钢管	0Cr18Ni9	GB/T14976–94	SUS304TP SUS304TB	G3459 G3463	A 312 A 376 TP 304 A 213 A 249 A 268 TP 304
	0Cr18Ni10Ti 1Cr18Ni9Ti	GB/T14976–94	SUS321TP SUS321TB	G3459 G3463	A 312 A 376 TP 321 A 213 A 240 A 268 TP 321
	00Cr19Ni10	GB/T14976–94	SUS3041TP SUS3041TB	G3459 G3463	A 312 A 376 TP 3041 A 213 A 240 A 268 TP 304L
	00Cr17Ni14M02	GB/T14976–94	SUS3161TP SUS3161TB	G3459 G3463	A 312 A 376 TP 3161 A 213 A 240 A 268 TP 3161

(2)板材

钢种 \ 国名	中国		日本JIS		美国ASTM
	钢号	标准号	钢号	标准号	钢号
碳素钢管	A3,AY3	GB700–86	SS41	G3101	A283–C
	A3R	YB536–69	SPV24	G3115	A285–C
	20G	GB713–97	SB42	G3103	A515–60级
低合金钢管	16Mn	GB1591–94	SM50–B、C	G3106	
	15MnVR	YB536–69			A225–A3级
耐热钢管	12CrMo		SCMV1	G4109	A387–2级
	15CrMo		SCMV2	G4109	A387–12级
	12Cr2Mo1		SCMV4	G4109	A387–22级
不锈钢耐酸钢管	0Cr18Ni9	YB541–70 YB542–70	SUS304	G4304 G4305	A320–304
	(1Cr18Ni9)	YB541–70 YB542–70	SUS302	G4304 G4305	A320–302
	0Cr18Ni9 1Cr18Ni9	YB541–70 YB542–70	SUS321	G4304 G4305	A320–321
	0Cr18Ni12M02Ti	YB541–70 YB542–70	SUS316	G4304 G4305	A320–316
	00Cr18Ni10	YB541–70 YB542–70	SUS304L	G4304 G4305	A320–304L
	00Cr17Ni14Mo2	YB541–70 YB542–70	SUS316L	G4304 G4305	A320–316L

Whatsapp:+852-59345951 E-mail: info@valve-yz.com Skype: blue.sky1

Whatsapp:+852-59345951 E-mail: info@valve-yz.com Skype: blue.sky1